



SEARCH



APR 12 2023



Swimming New Zealand



Hawkes Bay Region... Hawkes Bay, New Ze...

4x100m Freestyle Men... Final

2023 Apollo Projects NZ Age Group Swimming Championsh...

Points

Swimmers

Files

Scoreboard

Session 1 Wed | 09:10 AM

Session 2 Wed | 05:40 PM

Session 3 Thu | 09:10 AM

Session 4 Thu | LIVE

Session 5 Fri | 09:10 AM

Session 6 Fri | 05:40 PM

Session 7 Sat | 09:10 AM

Session 8 Sat | 05:40 PM

Session 4 Thursday 05:40 PM

16 4x100m Freestyle Men - 15 & Under Final












Official

Entries Heats

Total

10	05:40 PM	200m Freestyle Men Final
103	06:01 PM	50m Freestyle Men Multi-C...
104	06:05 PM	50m Freestyle Women Mul...
11	06:09 PM	200m Breaststroke Men Fi...
12	06:33 PM	200m Breaststroke Wome...
13	07:20 PM	50m Freestyle Women Final
14	07:33 PM	50m Butterfly Men Final
105	07:45 PM	50m Butterfly Men Multi-C...
106	07:50 PM	50m Butterfly Women Mult...
15	07:54 PM	800m Freestyle Women Fi...
16	08:06 PM	4x100m Freestyle Men - 1...
160	08:20 PM	4x100m Freest... LIVE
17	08:33 PM	4x100m Freestyle Women ...
170	08:41 PM	4x100m Freestyle Women ...

Rank	Competitor	Age	Club	RT	FINA	Result			
1	New Caledo...	15	New Caledo...	+0.69	3:43.34				
					Entry: 3:47.07 (- 3.73)				
					Chri... Cerda (V)	14 (+0.69)	27.42	56.43	56.43
					Nolan Nodanche (V)	14 (+0.54)	26.83	56.44	1:52.87
2	Coast Swim...	15	Coast Swim...	+4.36	3:45.76				
					Entry: 3:52.34 (- 6.58)				
					Liam Curling	13 (+4.36)	26.81	55.75	55.75
					William Delamare	15 (+0.26)	26.96	57.82	1:53.57
3	United Swi...	15	United Swim...	+3.40	3:46.64				
					Entry: 3:52.78 (- 6.14)				
					Fraser Walker	15 (+3.40)	27.21	56.46	56.46
					Mason Wang	15 (+0.35)	25.99	54.67	1:51.13
4	Phoenix Aq...	15	Phoenix Aqu...	+0.70	3:47.09				
					Entry: 3:50.47 (- 3.38)				
					Troy Blijlevens	14 (+0.70)	27.46	56.89	56.89
					Osbert Gu	14 (+0.27)	26.03	55.57	1:52.46
5	Kiwi ASC A	15	Kiwi ASC	+0.65	3:50.09				
					Entry: 3:55.33 (- 5.24)				
					Alfie WeatherstonHarvey	15 (+0.65)	27.17	57.01	57.01
					Taka Sugiyama	15 (+0.19)	27.59	58.65	1:55.66
6	Howick Pak...	15	Howick Paku...	+0.68	3:50.98				
					Entry: 3:54.89 (- 3.91)				
					Andrew Wang	15 (+0.68)	26.83	56.99	56.99
					Beau Nicholson	15 (+0.55)	28.06	59.15	1:56.14
7	St Paul's Sw...	15	St Paul's Swi...	+0.67	3:51.80				
					Entry: 3:56.21 (- 4.41)				
					Nathan Tebbutt	15 (+0.67)	26.85	56.94	56.94
					Caign Boonen	14 (+0.59)	26.90	57.35	1:54.29

8	 Roskill Swi...	15	Roskill Swim... +0.62	Entry: 3:59.25 (- 4.23)
	Nemanya Markovich	14	(+0.62) 27.09 58.03 58.03	
	Ethan Stocks	15	(+0.67) 27.44 57.10 1:55.13	
	Daniel Kregting	15	(+0.67) 27.43 57.67 2:52.80	
	Ashish Bavihal	13	(+0.43) 29.05 1:02.22 3:55.02	
9	 Swim Rotor...	15	Swim Rotorua +0.68	3:56.39 Entry: 3:59.85 (- 3.46)
	Ariel Muchirahondo	14	(+0.68) 27.14 57.46 57.46	
	Leo English	13	(+0.50) 28.82 1:00.14 1:57.60	
	Leonard Rankin	14	(+0.29) 27.75 1:00.23 2:57.83	
	Kai Jung-Ishida	14	(+0.29) 27.52 58.56 3:56.39	
10	 Phoenix Aq...	15	 Phoenix Aqu... +3.03	3:59.33 Entry: 4:04.06 (- 4.73)
	Bruce Shen	14	(+3.03) 27.34 58.65 58.65	
	Joseph Shin	15	(+0.48) 28.39 1:00.03 1:58.68	
	Solomon Pocock	14	(+4.01) 27.96 59.65 2:58.33	
	Bryan Xiong	13	(+0.46) 28.02 1:01.00 3:59.33	
11	 Coast Swim...	15	 Coast Swim... +0.66	4:00.95 Entry: 4:06.52 (- 5.57)
	Donald Tian	13	(+0.66) 27.69 58.51 58.51	
	Alex Sandford	13	(+0.17) 28.42 59.68 1:58.19	
	Arian Phillips	13	(+2.50) 30.04 1:04.09 3:02.28	
	Jason Els	14	(+0.22) 27.68 58.67 4:00.95	
12	 Tawa Swim...	15	Tawa Swim... +4.66	4:01.21 Entry: 4:00.30 (+ 0.91)
	Ollie Robinson	15	(+4.66) 27.34 58.32 58.32	
	Nathan Webber	15	(+0.67) 28.47 1:01.09 1:59.41	
	Drew Bateson	15	(+0.47) 28.64 1:01.09 3:00.50	
	Matthew Biddington	15	(+0.46) 28.64 1:00.71 4:01.21	
13	 North Shore...	15	 North Shore ... +2.57	4:02.16 Entry: 4:07.37 (- 5.21)
	Elwin Bao	14	(+2.57) 26.98 55.63 55.63	
	Andrew Feng	13	(+0.36) 28.84 1:01.06 1:56.69	
	Clement Choo	13	(+3.37) 29.71 1:03.74 3:00.43	
	Riley Hurbuns	15	(+0.52) 29.38 1:01.73 4:02.16	
14	 St Paul's Sw...	15	St Paul's Swi... +0.66	4:02.44 Entry: 4:05.04 (- 2.60)
	Josiah Joyce	14	(+0.66) 28.88 1:01.15 1:01.15	
	Alex Copocean	14	(+0.29) 28.43 1:00.43 2:01.58	
	William Riley	14	(+0.27) 29.43 1:03.07 3:04.65	
	Stephen Miller	14	(+0.44) 27.27 57.79 4:02.44	
15	 United Swi...	15	United Swim... +0.66	4:04.62
	Michael Sun	13	(+0.66) 28.77 59.67 59.67	
	Lucas Xia	14	(+0.32) 27.48 59.35 1:59.02	
	Owen Jin	15	(+0.30) 29.74 1:02.63 3:01.65	
	Seb Segers	13	(+0.31) 29.08 1:02.97 4:04.62	